

INSTITUTIONAL RESPONSE

PENNSTATE



to the

Pennsylvania Department of Education

In compliance with Title II, Section 207 of the

Higher Education Act of 1998 & General Standards

for the Institutional Preparation of Professional

Educators-Chapter 354




March 2008

www.ed.psu.edu

| | |
|------------------------|--|
| Timer-CountDown | |
| You have | 16:26 left to complete your survey! |

| | |
|--|------|
| Section A. | |
| Number of students in teacher preparation programs at your institution: | |
| Specify the number of students in your teacher preparation programs only during <u>academic year September 1, 2006 - August 31, 2007, including all areas of specialization</u> | |
| 1. Total number of students enrolled during September 1, 2006 - August 31, 2007. NOTE: Count students only once for students gaining dual certification | 1430 |
| Section B. | |
| Information About Supervised Student Teaching. | |
| 2a. How many students were in programs of supervised student teaching from September 1, 2006 - August 31, 2007? | 711 |
| Breakout the above total by the dates listed below. | |
| 2b. Number from September 1, 2006 - December 31, 2006 | 273 |
| 2c. Number from January 1, 2007 - August 31, 2007 | 438 |
| <p>NOTE: The following Numbers DO NOT include K-12 teachers who simply receive a stipend for supervising student teachers. Rather, this category is intended to reflect the growing trend of higher education institutions to appoint K-12 teachers as clinical faculty, with the rights and responsibilities of the institution's regular faculty.</p> <p>Supervising faculty for purposes of this data collection includes all persons who the institution regards as having faculty status and who were assigned by the teacher preparation program to provide supervision and evaluation of student teaching with an administrative link or relationship to the teacher preparation program.</p> <p>Provide the numbers of supervising faculty who were:</p> | |
| 3a. Appointed full-time faculty in professional education: an individual who works full time in a school, college, or department of education, and spends at least part of the time in supervision of teacher preparation students. | 52 |
| 3b. Appointed part-time faculty in professional education and full-time in the institution: any full time faculty member in the institution who also may be supervising or teaching in the teacher preparation program. | 15 |
| 3c. Appointed part-time faculty in professional education, not otherwise employed by the institution: may be part-time university faculty or pre-K-12 teachers who supervise prospective teachers. | 12 |
| 3d. Total Number of supervising faculty for the teacher preparation programs from September 1, 1999 to August 31, 2000. (This should be the sum of items 3a., 3b., and 3c. from the previous page. | 79 |
| Please break out the above faculty total by the dates given below: | |
| 3e. September 1, 2006 - December 31, 2006 | 50 |
| 3f. January 1, 2007 - August 31, 2007 | 73 |
| 4. The student/faculty ratio during September 1, 2006 - August 31, 2007. This is your response to Question 2a divided by the total of Questions 3a, 3b, and 3c . | 9 |

Single-Assessment Institution Level Pass-Rate Data: Regular Teacher Preparation Program


| | |
|---|---|
|  | HEA - Title II 2006-2007 Academic Year |
| Institution Name | PENN STATE UNIV UNIV PARK |
| Institution Code | 2660 |
| State | Pennsylvania |
| Number of Program Completers Submitted | 739 |
| Number of Program Completers found, matched, and used in passing rate Calculations¹ | 737 |

January 24, 2008

| Type of Assessment | Assessment Code Number | Number Taking Assessment | Number Passing Assessment | Institutional Pass Rate | Statewide | | |
|-------------------------------------|------------------------|--------------------------|---------------------------|-------------------------|--------------------------|---------------------------|---------------------|
| | | | | | Number Taking Assessment | Number Passing Assessment | Statewide Pass Rate |
| Basic Skills | | | | | | | |
| PPST READING | 710 | 563 | 563 | 100% | 5437 | 5423 | 100% |
| PPST WRITING | 720 | 555 | 555 | 100% | 5375 | 5358 | 100% |
| PPST MATHEMATICS | 730 | 560 | 560 | 100% | 5294 | 5257 | 99% |
| COMPUTERIZED PPST READING | 5710 | 164 | 164 | 100% | 5049 | 5025 | 100% |
| COMPUTERIZED PPST WRITING | 5720 | 173 | 173 | 100% | 5152 | 5122 | 99% |
| COMPUTERIZED PPST MATHEMATICS | 5730 | 167 | 167 | 100% | 5207 | 5178 | 99% |
| Academic Content Areas | | | | | | | |
| ELEM ED CURR INSTRUC ASSESSMENT | 011 | 374 | 359 | 96% | 5400 | 5055 | 94% |
| EARLY CHILDHOOD EDUCATION | 020 | 12 | 12 | 100% | 641 | 637 | 99% |
| BIOLOGY AND GENERAL SCIENCE | 030 | | | | 1 | | |
| ENG LANG LIT COMP CONTENT KNOWLEDGE | 041 | 49 | 49 | 100% | 754 | 744 | 99% |
| MATHEMATICS: CONTENT KNOWLEDGE | 061 | 49 | 48 | 98% | 563 | 551 | 98% |
| SOCIAL STUDIES: CONTENT KNOWLEDGE | 081 | 54 | 52 | 96% | 670 | 644 | 96% |
| CITIZENSHIP ED: CONTENT KNOWLEDGE | 087 | 7 | | | 176 | 173 | 98% |
| BUSINESS EDUCATION | 100 | | | | 117 | 117 | 100% |
| MUSIC CONTENT KNOWLEDGE | 113 | 31 | 31 | 100% | 369 | 352 | 95% |
| ART CONTENT KNOWLEDGE | 133 | 25 | 25 | 100% | 273 | 267 | 98% |
| FRENCH CONTENT KNOWLEDGE | 173 | 2 | | | 34 | 31 | 91% |
| GERMAN CONTENT KNOWLEDGE | 181 | 2 | | | 14 | 12 | 86% |
| SPANISH CONTENT KNOWLEDGE | 191 | 4 | | | 147 | 130 | 88% |
| BIOLOGY CONTENT KNOWLEDGE | 235 | 15 | 15 | 100% | 252 | 251 | 100% |
| CHEMISTRY CONTENT KNOWLEDGE | 245 | 2 | | | 84 | 77 | 92% |
| PHYSICS CONTENT KNOWLEDGE | 265 | 8 | | | 47 | 46 | 98% |
| GENERAL SCI CONTENT KNOWLEDGE | 435 | 10 | 10 | 100% | 87 | 86 | 99% |
| FUNDAMENTAL SUBJECTS: CK | 511 | 537 | 536 | 100% | 7747 | 7678 | 99% |

¹ The number of program completers found, matched and used in the passing rate calculation will not equal the sum of the column labeled "Number Taking Assessment" since a completer can take more than one assessment.

Single-Assessment Institution Level Pass-Rate Data: Regular Teacher Preparation Program

| | |
|--|---|
|  | HEA - Title II 2006-2007 Academic Year |
| Institution Name | PENN STATE UNIV UNIV PARK |
| Institution Code | 2660 |
| State | Pennsylvania |
| Number of Program Completers Submitted number of Program Completers found, matched, and used in passing rate Calculations¹ | 739 737 |

January 24, 2008

| Type of Assessment | Assessment Code Number | Number Taking Assessment | Number Passing Assessment | Institutional Pass Rate | Statewide | | |
|-------------------------------------|------------------------|--------------------------|---------------------------|-------------------------|--------------------------|---------------------------|---------------------|
| | | | | | Number Taking Assessment | Number Passing Assessment | Statewide Pass Rate |
| EARTH SCIENCE CONTENT KNOWLEDGE | 571 | 8 | | | 52 | 51 | 98% |
| LATIN | 600 | | | | 6 | | |
| SOCIAL SCIENCES: CONTENT KNOWLEDGE | 951 | | | | 9 | | |
| Other Content Areas | | | | | | | |
| TECHNOLOGY EDUCATION | 050 | | | | 76 | 76 | 100% |
| FAMILY AND CONSUMER SCIENCES | 120 | | | | 50 | 49 | 98% |
| HEALTH EDUCATION | 550 | | | | 24 | 21 | 88% |
| AGRICULTURE (PA) | 780 | 18 | 18 | 100% | 20 | 20 | 100% |
| COMMUNICATION (PA) | 800 | 47 | 47 | 100% | 71 | 71 | 100% |
| ENVIRONMENTAL EDUCATION | 830 | 1 | | | 18 | 18 | 100% |
| HEALTH & PE: CK | 856 | 42 | 42 | 100% | 427 | 426 | 100% |
| Teaching Special Populations | | | | | | | |
| ED OF DEAF & HARD OF HEARING | 271 | | | | 13 | 13 | 100% |
| TCHG STUDENTS W/VISUAL IMPAIRMENTS | 280 | | | | 18 | 18 | 100% |
| READING SPECIALIST | 300 | | | | 35 | 35 | 100% |
| EDUC. EXCEPTIONAL STUDENTS: CK | 353 | 47 | 47 | 100% | 1472 | 1472 | 100% |
| TCHG SPEECH TO STUDENTS W/LANG IMP | 880 | 9 | | | 103 | 96 | 93% |

¹ The number of program completers found, matched and used in the passing rate calculation will not equal the sum of the column labeled "Number Taking Assessment" since a completer can take more than one assessment.

January 15, 2008

To: PA Title II Contacts

From: Theresa Barnaby
Director, Bureau of School Leadership and Teacher Quality

Re: Need to gain administrative signatures

Included below is a copy of the certification for the Title II program information that you will be compiling and submitting to PDE by April 1, 2008. Please have the information reviewed by the individuals responsible for the 2 signatures and mail this form by April 1, 2008 to:

Barbara Seifert or Mary Herster
Bureau of School Leadership and Teacher Quality
PA Department of Education
333 Market Street, 3rd Floor
Harrisburg, PA 17126-0333

Thanks for your cooperation on this.

Section IV. Certification

I certify that, to the best of my knowledge, the information in this 2006-2007 Title II program information/electronic report is accurate and complete and conforms to the definitions and instructions used in the *Reference and Reporting Guide for Preparing State and Institutional Reports on the Quality of Teacher Preparation*.

College of Education


The Pennsylvania State Univ. College/University

 (Signature)

David H. Monk Name of responsible institutional representative
for teacher preparation program

Dean, College of Education Title

Certification of review of submission:

 (Signature)

Graham B. Spanier Name of President/Chief Executive (or designee)

President Title