

INSTITUTIONAL RESPONSE

PENNSTATE



to the

Pennsylvania Department of Education

in compliance with Title II, Section 207 of the

Higher Education Act of 1998 & General Standards

for the Institutional Preparation of

Professional Educators—Chapter 354



March 2009


<http://www.ed.psu.edu>

Timer-CountDown

You have 12:16 left to complete your survey!
--

Section A.	
Number of students in teacher preparation programs at your institution:	
Specify the number of students in your teacher preparation programs only during the academic year September 1, 2007 - August 31, 2008, including all areas of specialization	
1. Total number of students enrolled during September 1, 2007 - August 31, 2008. NOTE: Count students only once for students gaining dual certification	1554
Section B.	
Information About Supervised Student Teaching.	
2a. How many students were in programs of supervised student teaching during September 1, 2007 - August 31, 2008?	827
Breakout the above total by the dates listed below.	
2b. Number from September 1, 2007 - December 31, 2007	332
2c. Number from January 1, 2008 - August 31, 2008	495
<p>NOTE: The following Numbers DO NOT include K-12 teachers who simply receive a stipend for supervising student teachers. Rather, this category is intended to reflect the growing trend of higher education institutions to appoint K-12 teachers as clinical faculty, with the rights and responsibilities of the institution's regular faculty.</p> <p>Supervising faculty for purposes of this data collection includes all persons who the institution regards as having faculty status and who were assigned by the teacher preparation program to provide supervision and evaluation of student teaching with an administrative link or relationship to the teacher preparation program.</p> <p>Provide the numbers of supervising faculty who were:</p>	
3a. Appointed full-time faculty in professional education: an individual who works full time in a school, college, or department of education, and spends at least part of the time in supervision of teacher preparation students.	60.5
3b. Appointed part-time faculty in professional education and full-time in the institution: any full time faculty member in the institution who also may be supervising or teaching in the teacher preparation program.	25
3c. Appointed part-time faculty in professional education, not otherwise employed by the institution: may be part-time university faculty or pre-K-12 teachers who supervise prospective teachers.	66
3d. Total Number of supervising faculty for the teacher preparation programs from September 1, 2007 - August 31, 2008 (This should be the sum of items 3a., 3b., and 3c. from the previous page.	151.5
Please break out the above faculty total by the dates given below:	
3e. September 1, 2007 - December 31, 2007	113
3f. January 1, 2008 - August 31, 2008	127
4. The student/faculty ratio during September 1, 2007 - August 31, 2008. This is your response to Question 2a divided by the total of Questions 3a, 3b, and 3c .	5.458
5a. The average number of hours required per week of student participation in	38

Single-Assessment Institution Level Pass-Rate Data: Regular Teacher Preparation Program


	HEA - Title II 2007-2008 Academic Year
Institution Name	PENN STATE UNIV UNIV PARK
Institution Code	2660
State	Pennsylvania
Number of Program Completers Submitted	707
Number of Program Completers found, matched and used in passing rate calculations ¹	694

January 15, 2009

Type of Assessment	Assessment Code Number	Number Taking Assessment	Number Passing Assessment	Institutional Pass Rate	Statewide		
					Number Taking Assessment	Number Passing Assessment	Statewide Pass Rate
Basic Skills							
PPST READING	710	479	479	100%	4688	4676	100%
PPST WRITING	720	483	483	100%	4731	4717	100%
PPST MATHEMATICS	730	484	484	100%	4632	4609	100%
COMPUTERIZED PPST READING	5710	201	201	100%	5454	5435	100%
COMPUTERIZED PPST WRITING	5720	198	197	99%	5424	5383	99%
COMPUTERIZED PPST MATHEMATICS	5730	197	197	100%	5534	5499	99%
Academic Content Areas							
ELEM ED CURR INSTRUC ASSESSMENT	011	345	321	93%	5219	4978	95%
EARLY CHILDHOOD EDUCATION	020	17	17	100%	739	738	100%
ENG LANG LIT COMP CONTENT KNOWLEDGE	041	46	46	100%	737	727	99%
MATHEMATICS: CONTENT KNOWLEDGE	061	37	37	100%	526	521	99%
SOCIAL STUDIES: CONTENT KNOWLEDGE	081	51	50	98%	757	724	96%
CITIZENSHIP ED: CONTENT KNOWLEDGE	087	9			132	129	98%
BUSINESS EDUCATION	100				126	126	100%
MUSIC CONTENT KNOWLEDGE	113	18	18	100%	366	358	98%
ART CONTENT KNOWLEDGE	133	23	23	100%	366	355	97%
FRENCH CONTENT KNOWLEDGE	173	3			33	30	91%
GERMAN CONTENT KNOWLEDGE	181	1			10	10	100%
SPANISH CONTENT KNOWLEDGE	191	10	9	90%	142	129	91%
BIOLOGY CONTENT KNOWLEDGE	235	18	18	100%	249	247	99%

¹ The number of program completers found, matched and used in the passing rate calculation will not equal the sum of the column labeled "Number Taking Assessment" since a completer can take more than one assessment.

Single-Assessment Institution Level Pass-Rate Data: Regular Teacher Preparation Program

	HEA - Title II 2007-2008 Academic Year
Institution Name	PENN STATE UNIV UNIV PARK
Institution Code	2660
State	Pennsylvania
Number of Program Completers Submitted	707
Number of Program Completers found, matched and used in passing rate Calculations	694

January 15, 2009

Type of Assessment	Assessment Code Number	Number Taking Assessment	Number Passing Assessment	Institutional Pass Rate	Statewide		
					Number Taking Assessment	Number Passing Assessment	Statewide Pass Rate
CHEMISTRY CONTENT KNOWLEDGE	245	2			84	83	99%
PHYSICS CONTENT KNOWLEDGE	265	5			50	50	100%
GENERAL SCI CONTENT KNOWLEDGE	435	10	6	60%	81	76	94%
FUNDAMENTAL SUBJECTS: CK	511	504	501	99%	7691	7634	99%
EARTH SCIENCE CONTENT KNOWLEDGE	571	6			71	71	100%
LATIN	600				7		
Other Content Areas							
TECHNOLOGY EDUCATION	050				103	103	100%
FAMILY AND CONSUMER SCIENCES	120				49	46	94%
HEALTH EDUCATION	550				52	48	92%
AGRICULTURE (PA)	780	14	14	100%	17	17	100%
COMMUNICATION (PA)	800	45	45	100%	70	70	100%
ENVIRONMENTAL EDUCATION	830				18	18	100%
HEALTH & PE: CK	856	38	38	100%	467	466	100%
Teaching Special Populations							
ED OF DEAF & HARD OF HEARING	271				18	18	100%
TCHG STUDENTS W/VISUAL IMPAIRMENTS	280				14	14	100%
READING SPECIALIST	300				51	50	98%
EDUC. EXCEPTIONAL STUDENTS: CK	353	43	43	100%	1583	1583	100%
TCHG SPEECH TO STUDENTS W/LANG IMP	880	12	12	100%	151	149	99%

¹ The number of program completers found, matched and used in the passing rate calculation will not equal the sum of the column labeled "Number Taking Assessment" since a completer can take more than one assessment.

February 4, 2009

To: PA Title II Contacts

From: Theresa Barnaby
Director, Bureau of School Leadership and Teacher Quality

Re: Need to gain administrative signatures

Included below is a copy of the certification for the Title II program information that you will be compiling and submitting to PDE by April 1, 2009. Please have the information reviewed by the individuals responsible for the 2 signatures and mail this form by April 1, 2009 to:

Claudia Merwin
Bureau of School Leadership and Teacher Quality
PA Department of Education
333 Market Street, 3rd Floor
Harrisburg, PA 17126-0333

Thanks for your cooperation on this.

Section IV. Certification

I certify that, to the best of my knowledge, the information in this 2007-2008 Title II program information/electronic report is accurate and complete and conforms to the definitions and instructions used in the *Reference and Reporting Guide for Preparing State and Institutional Reports on the Quality of Teacher Preparation*.

College of Education


The Pennsylvania State Univ. College/University

 (Signature)

David H. Monk Name of responsible institutional representative
for teacher preparation program

Dean, College of Education Title

Certification of review of submission:

 (Signature)

Graham B. Spanier Name of President/Chief Executive (or designee)

President Title